

## Sea and Learn – Lesson Plan: A Fleet of Nations - 5

**Key Stage:** Three

**National Curriculum Links:** Citizenship – 1b, 1h;  
PSHE – 1e; 3a, 3d  
History – 4b  
Art – 1a; 2a, 2b; 3a, 3b; 5a, 5c  
English – En3 1d, 1g, 1h, 1j; 2a; 5c; 9b

**Main Subject Focus:** Citizenship, PSHE, History, Art and English

### **Learning Outcomes:**

Children will:

- Be able to use their imagination to consider other people's experiences.
- Recognise that British society today consists of many different ethnic groups and that they are all equal.
- Recognise that today's naval personnel reflect the diversity of a modern British Society.
- Be able to produce a recruitment poster using information they have acquired.

### **Resources Required:**

- Internet/Computer Access
- A3 sheets of paper
- Variety of art media
- Video depicting life in today's Navy (downloaded from Sea and Learn website)

### **Lesson Outline:**

1. Begin by asking children to recap on how men were recruited into Nelson's Navy (volunteer, The Impress Service and The Quota Act) and look at an example of a recruitment poster from 1804 (See Teacher's Notes) Ask them what was offered to entice men into the Navy.
2. Now ask children for their ideas as to how they think the Royal Navy encourages recruits to join the service. List these ideas on the board.
3. Next, ask children to work in pairs to look at the Royal Navy website, following the links to recruitment and ask them to evaluate whether this would be effective in recruiting people for the Navy from all British ethnic groups.
4. Ask each pair to work together to use the information they have gathered previously about life at sea with the modern Navy and write down all the reasons for and against a career in the Navy (Worksheet 1).
5. Encourage each pair to share their ideas with everyone and then, as a class, look at how they could rephrase some of the negative reasons so that they seem more positive for example, **the negativity of living in close**

**quarters with other sailors** could be turned into, **the team spirit of the crew is developed with cosy living accommodation onboard.**

6. Finally ask each child to focus on the positive aspects of life in the Navy to produce a recruitment poster for school/college leavers. The poster will be displayed in schools, careers offices and used at higher education fairs. They will need to make sure their poster draws people in so that they look at the more detailed information. This could be achieved by having a dynamic catchphrase and exciting graphics. Encourage children to use the photographs included or to find them online in the Royal Navy photo gallery.
7. Display posters in the classroom and ask children to critically evaluate their own and each other's work.

### **Extension/Homework Ideas:**

- Produce a recruitment poster to enlist men in 1805. Remember you will need men for the forthcoming Battle of Trafalgar. What methods will you use to entice men into the Navy? What other information will you need to include on your poster?
- Ask children to use all their newly gained knowledge from the previous five lessons to create a PowerPoint presentation to compare and contrast life in the Navy then and now.
- Use the Royal Navy website to make a list of all the jobs in the Navy today and ask children to make a note of any surprising jobs.

## Sea and Learn – Teacher’s Notes

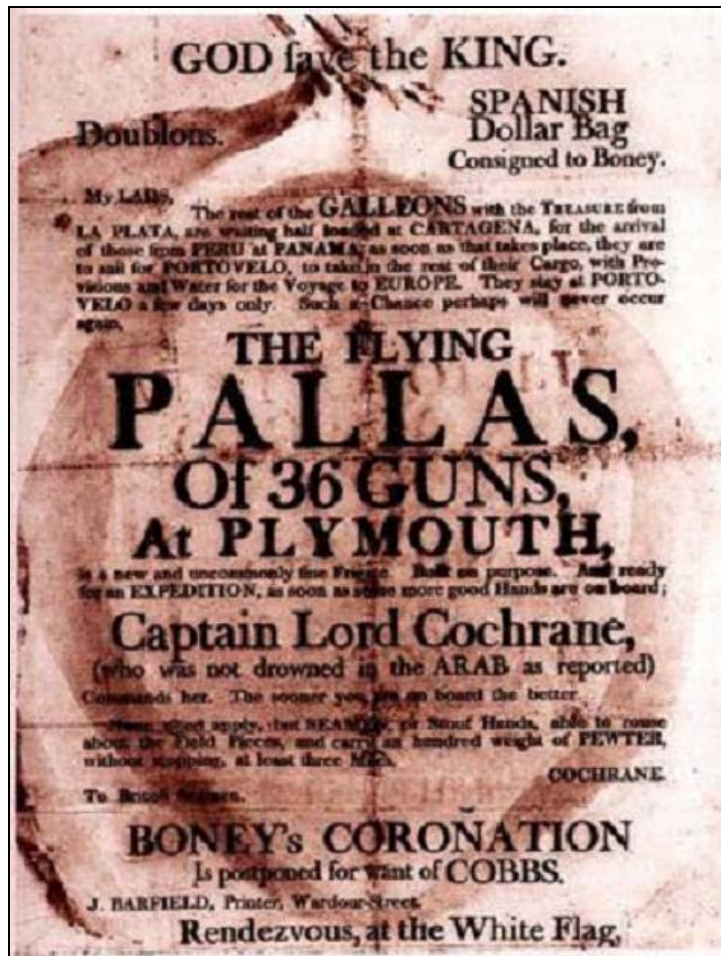


Image copyright: National Maritime Museum


A better quality image of the Pallas Recruiting poster can be found at: [www.nmm.ac.uk](http://www.nmm.ac.uk) and then follow links to the Search Station ('Learning' then 'Online Resources', then 'Search Station', then 'Nelson' and 'Life on Board')

### Useful Websites:

[www.royal-navy.mod.uk](http://www.royal-navy.mod.uk) – follow links to recruitment 'A Career in the Royal Navy or Royal Marines'

## Sea and Learn – Worksheet (1)

Look carefully at your report from the previous lesson and look at the Royal Navy website make a list of the positive (good) and negative (bad) points about being in the Royal Navy today.

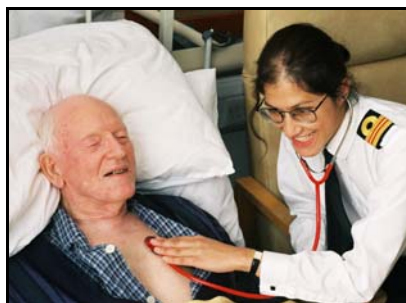
<b>Life in the Royal Navy</b>	
<b>POSITIVE</b>	<b>NEGATIVE</b>
	

Now, can you turn those negative points into a more positive statement.

## Sea and Learn – Worksheet (2)

### A Recruitment Poster for 2005

Here are some photographs that you may want to include in your poster. For more photographs go to [www.royal-navy.mod.uk](http://www.royal-navy.mod.uk) and look at the Picture Gallery. Choose from 'People at Work', 'Ships', 'Aircraft', 'Submarines' and 'Royal Marines'.



All photos courtesy of: The Royal Navy, Crown Copyright©